

UPPER EXTREMITY

MEASUREMENT CHART

Bio-Concepts Custom Pressure Garments are available only under Physician's Order

PLEASE DO NOT WRITE IN MARGINS



2424 East University Drive, Phoenix, Arizona, U.S.A. 85034-6911
 VOICE: 800-421-5647 / 602-267-7854 • FAX: 800-650-9424 / 602-273-6931
 e-mail: bio-con@bio-con.com • worldwideweb: http://www.bio-con.com

Patient Last Name First Name

Date

Garment color

Insert

Lining

Left arm zipper: Dorsal Palmar Ulnar Radial
 With hook & loop zipper stop tab

Length (if not full)

Right arm zipper: Dorsal Palmar Ulnar Radial
 With hook & loop zipper stop tab

Length (if not full)

Expansion panel: Left Right

(Expansion panels are full length by default; ulnar when sleeve separate from torso, palmar when attached to a torso garment)

Refer to the Bio-Concepts Measuring Manual for detailed procedures, additional instructions, and example measuring charts.

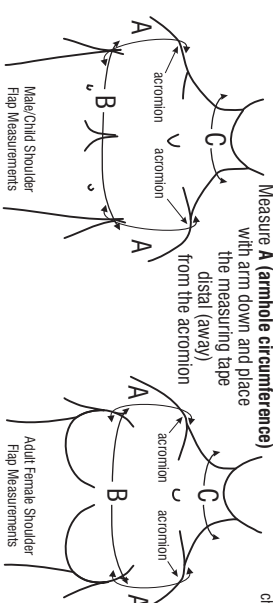
Additional instructions or comments:

CIRCLE ITEMS ORDERED

Bio-Concepts Use Only:

F =

Shoulder Flaps



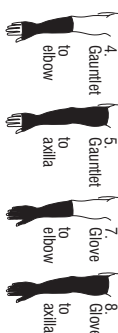
	LEFT	RIGHT
A		
B		
C		

Shoulder flaps may be attached to any sleeve that reaches the axilla (No. 1, No. 2, No. 5, No. 8). Select flap style above, sleeve style to lower left. Enter shoulder flap measurements at left and sleeve measurements below.

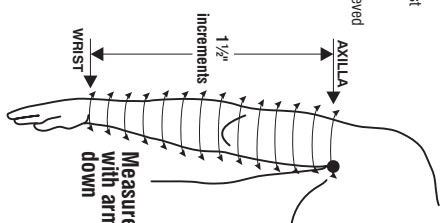
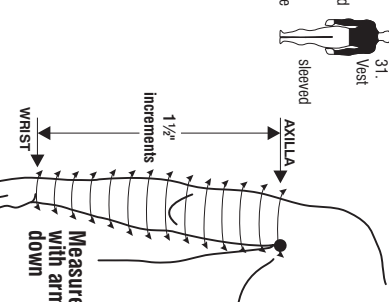
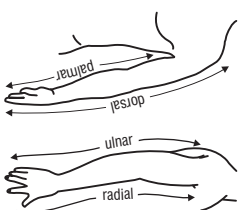
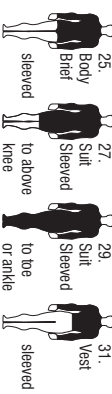
Sleeves



Sleeves for Gloves & Gauntlets



Sleeves for Briefs, Suits, & Vests



Stump Measurement

STUMP	LEFT	RIGHT
b		
c		

Stump cover style: Orange peel Insert

FROM WRIST OR AXILLA	LEFT ARM	RIGHT ARM
0		
1 1/2		
3		
4 1/2		
6		
7 1/2		
9		
10 1/2		
12		
13 1/2		
15		
16 1/2		
18		
19 1/2		
21		

PLEASE DO NOT WRITE IN MARGINS

© Aug. 2012 BIO-CONCEPTS, INC., PHOENIX, ARIZONA